



Kentucky High School Athletic Association

2280 Executive Drive ° Lexington, KY 40505 ° www.khsaa.org ° (859)299-5472 (859)293-5999 (fax)

To: Superintendent, Principal, and Athletic Director

From: Brigid L. DeVries, Commissioner
Larry Boucher, Assistant Commissioner 


Date: September 29, 2003

Subject: 2002-2003 Annual Report Forms Submission

School: Reidland High School

Enclosed please find a copy of Form T-65, The 2002-2003 Annual Report Forms Checklist. In addition, you may find an attachment with corrected copies of the forms submitted by your school personnel. Please review this information so the forms can be completed accurately in the future. Also, KHSAA Audit Staff may have requested a re-submission of some of the 2002-2003 Annual Report Forms or need additional information on your athletic programs. Please submit this information by the date requested if this is applicable. Copies and all KHSAA Title IX documents must be kept current and included in your permanent Title IX File at the school. All documents are subject to Open Records Requests.

Should you need any further information, please do not hesitate to call anytime.



MEMORANDUM

TO: KHSAA Member School Superintendents, Principals, and Athletic Directors

FROM: Brigid L. DeVries, Commissioner
Larry Boucher, Executive Assistant Commissioner

DATE: Sept. 29, 2003

RE: 2003 Title IX Forms Submission

School	Reidland High School	Reviewed by	Fran Edwards
--------	----------------------	-------------	--------------


The following is a status report regarding the required 2002 - 2003 Title IX submission of forms due in to the KHSAA office by April 15, 2003. Appropriate audit personnel have reviewed these forms and the following is a summary of this review.

I. Checklist of Forms properly submitted in a satisfactory manner:

✓	GE 19 (Annual Verification)	✓	T-35 (Budget Expenses)
✓	T-1 (Summary Program Chart 1)	✓	T-36 (Budget Expenses)
✓	T-2 (Summary Program Chart 2)	✓	T-41 (Checklist - Overall Interscholastic Program)
✓	T-3 (Summary Program Chart 3)	✓	T-60 (Corrective Action Plan)
✓	T-4 (Summary Program Chart 4)	✓	T-63 (Interscholastic Survey Results)

II. Status

A	✓	2002 - 2003 Forms are satisfactory and no further information or action is necessary at this time.
B		Errors have been noted with respect to the following forms and corrected copies are being returned to you for placement in your Title IX file to ensure proper submission in the future.
C		The following forms were omitted and must be submitted by school representatives.
D		Other Recommendation and Comments:



left message on 7/30
for Title IX Coordinator,
Nancy Waldrop

KHSAA Form T85
Revised 4/03

MEMORANDUM

To: KHSAA Member School Superintendents, Principals, and Athletic Directors

From: Brigid L. DeVries, Commissioner
Larry Boucher, Assistant Commissioner

Date: 9/23/03

Re: 2003 Title IX Forms Submission

School	REGLAND	Reviewed by	FRAN EDWARDS
--------	---------	-------------	--------------

The following is a status report regarding the required 2002-2003 Title IX submission of forms which were due in to the KHSAA office by April 15, 2003. Appropriate audit personnel have reviewed these forms and the following is a summary of this review.

I. Checklist of Forms properly submitted in a satisfactory manner:

✓	GE 19 (Annual Verification)	✓	T-35 (Budget Expenses)
✓	T-1 (Summary Program Chart 1)	✓	T-36 (Budget Expenses)
✓	T-2 (Summary Program Chart 2)	✓	T-41 (Checklist - Overall Interscholastic Program)
✓	T-3 (Summary Program Chart 3)	✓	T-60 (Corrective Action Plan)
✓	T-4 (Summary Program Chart 4)	✓	T-63 (Interscholastic Survey Results)

II. Status

A.	2002-2003 Forms are satisfactory and no further information or action is necessary at this time.
B.	Errors have been noted with respect to the following forms and corrected copies are being returned to you for placement in your Title IX file to ensure proper submission in the future.
C.	The following forms were omitted and must be submitted by school representatives:
D.	Other Recommendation and Comments:



**2002-2003 KENTUCKY HIGH SCHOOL ATHLETIC ASSOCIATION
ANNUAL VERIFICATION OF TITLE IX PROCEDURES**

(To be submitted by April 15, 2003 along with other required forms)

The Reidland High School, Paducah, Kentucky
(Name of High School) (City)

certifies to the Kentucky High School Athletic Association that the following is an accurate and true representation of the facts surrounding compliance with 20 U.S.C. Sections 1681-1688, et. Seq. (also known as Title IX)

I certify the following provisions in accordance with records at the school contained in the permanent Title IX file, and to the best of my knowledge have completed the following tasks. (All boxes must be checked)

- Established a gender equity committee at the high school. (list committee personnel and provide attachment if necessary)

Name	Address	Phone	Title
Jeff Knees	150 Terrace Ln	(270) 898-2846	Parent
Tony Nauglen	540 Eleanor Rd	(270) 898-8256	Parent
Jamie Holloway	409 Edwms Dr.	(270) 898-8949	Student
Patrick Brigman	225 Old Spring Rd	(270) 898-8985	Student
Jeff Sturm	444 Tudor Blvd.	(270) 898-6811	Boy Coach
Tony Burken	145 Nickell Height	(270) 898-6649	Girls Coach
B F Behrendt	344 Calvert Dr	270-898-8943	AD

- Scheduled a minimum of three meetings during the 2002-2003 school year on the following dates:

8/29/02
11/21/03
3/11/03

- Designated the following person(s) as the Title IX coordinator for the school (district):

Nancy Waldrop Assist. Superintendent 535 Berger Rd 538-4000
Name Title Address Pad. KY 42003 Phone

- School personnel are continuing to make periodic reviews of the boys and girls athletics program reflected in the Corrective Action Plan.

- In addition to the above information, the above referenced school maintains a complete permanent file relative to Title IX records including copies of the self-assessment audit, all corrective action plans, and other related materials

[Signature]
Principal's Signature

4-7 2003
Date

[Signature]
Superintendent Signature

[Signature]
School Board Chairpersons' Signature

(Send original copy to KHSAA - Maintain duplicate in Title IX school folder)

2002-2003
ACCOMMODATION OF INTERESTS AND ABILITIES
SUMMARY PROGRAM CHART 1

Participation Opportunities Test One

SAMPLE FORM

		Column 1	Column 2	Column 3	Column 4
	Program	Enrollment	Percentage of Total Enrollment	Number of Interscholastic Participants (double and triple count)	Percentage of Total Participation
Row 1	GIRLS	429	52.1%	96	36.5%
Row 2	BOYS	394	47.9%	167	63.5%
Row 3	Totals	823	100%	263	100%

Instructions:

*Number of 8th grade students & below used in Column 4 calculations if applicable: _____

- 1) Determine the total number of girls enrolled, (place in Row 1, Column 1). Determine the total number of boys enrolled, (place in Row 2, Column 1).
- 2) Add the total number of girls and boys enrolled to determine total enrollment, (place in Row 3, Column 1).
- 3) Calculate the percentage of total enrollment that is female. (Divide Row 1, Column 1 by row 3, Column 1 and place in Row 1, Column 2.) Calculate the percentage of total enrollment that is male. (Divide Row 2, Column 1 by Row 3, Column 1 and place in Row 2, Column 2.) Note: Row 1, Column 2 plus Row 2, Column 2 should total 100%.
- 4) Ask the head coaches to review the most updated eligibility or squad lists for their teams. Ask coaches to confirm the names of those individuals who are on the team as of the first **date of competition**, and cross out the names of those who were cut from the team or quit the team prior to the first competitive event. Determine the total number of interscholastic athletics participants that are girls, (and place in Row 1, Column 3). In order to determine the total number of athletics participants, an individual should be counted each time he or she participates on a team. For example, if Jane Doe competes on the varsity volleyball team, the junior varsity volleyball team, the junior varsity basketball team, and the varsity softball team, she should be counted as four participants (**do not include club or intramural sports participants, cheerleaders, dance teams or pom squads**). Calculate the same way for boys and girls. * In addition, should 8th grade students and below play on a Freshman, Junior Varsity, or Varsity team, they should also be counted for each team and sport on which they participate. If applicable, please asterisk the above notation as to how many 8th grade students & below are included. Using the same procedure, determine the total number of interscholastic athletic participants that are boys, (and place in Row 2, Column 3. Add Row 1, Column 3 plus Row 2, Column 3 to get total participants and place in Row 3, Column 3).
- 5) Calculate the percentage of female participation. (Row 1, Column 3 divided by Row 3, Column 3 and place in Row 1, Column 4.) Calculate the percentage of male participation. (Row 2, Column 3 divided by Row 3, Column 3 and place in Row 2, Column 4.) Note: Row 1, Column 4 plus Row 2, Column 4 should total 100%.

Note: While being within three percent is not a formal compliance standard; if the percent listed in Row 1, Column 4 is within 3% of Row 1, Column 2, then it provides a good target within which compliance is likely.

Principal's Signature: _____

Date: 4-2003

2002-2003
ACCOMMODATION OF INTERESTS AND ABILITIES
SUMMARY PROGRAM CHART 1

KHSAA
 Form 71
 Rev. 9/02

Participation Opportunities Test One

		(Column 1)	(Column 2)	(Column 3)	(Column 4)
	Program	Enrollment	Percentage of Total Enrollment	Number of Interscholastic Participants (double and triple count)	Percentage of Total Participation
Row 1	GIRLS	259	47%	154	40%
Row 2	BOYS	289	53%	229	60%
Row 3	Totals	548	100%	383	100%

Instructions:

*Number of 8th grade students & below used in Column 4 calculations if applicable: _____

- 1) Determine the total number of girls enrolled, (place in Row 1, Column 1). Determine the total number of boys enrolled, (place in Row 2, Column 1).
- 2) Add the total number of girls and boys enrolled to determine total enrollment, (place in Row 3, Column 1).
- 3) Calculate the percentage of total enrollment that is female. (Divide Row 1, Column 1 by row 3, Column 1 and place in Row 1, Column 2.) Calculate the percentage of total enrollment that is male. (Divide Row 2, Column 1 by Row 3, Column 1 and place in Row 2, Column 2.) Note: Row 1, Column 2 plus Row 2, Column 2 should total 100%.
- 4) Ask the head coaches to review the most updated eligibility or squad lists for their teams. Ask coaches to confirm the names of those individuals who are on the team as of the first **date of competition**, and cross out the names of those who were cut from the team or quit the team prior to the first competitive event. Determine the total number of interscholastic athletics participants that are girls, (and place in Row 1, Column 3). In order to determine the total number of athletics participants, an individual should be counted each time he or she participates on a team. For example, if Jane Doe competes on the varsity volleyball team, the junior varsity volleyball team, the junior varsity basketball team, and the varsity softball team, she should be counted as four participants (**do not include club or intramural sports participants, cheerleaders, dance teams, or pom squads**). Calculate the same way for boys and girls. * In addition, should 8th grade students and below play on a Freshman, Junior Varsity, or Varsity team, they should also be counted for each team and sport on which they participate. If applicable, please asterisk the above notation as to how many 8th grade students & below are included in the totals. Using the same procedure, determine the total number of interscholastic athletic participants that are boys, (and place in Row 2, Column 3). Add Row 1, Column 3 plus Row 2, Column 3 to get total participants and place in Row 3, Column 3.
- 5) Calculate the percentage of female participation. (Row 1, Column 3 divided by Row 3, Column 3 and place in Row 1, Column 4.) Calculate the percentage of male participation. (Row 2, Column 3 divided by Row 3, Column 3 and place in Row 2, Column 4.) Note: Row 1, Column 4 plus Row 2, Column 4 should total 100%.

Note: While being within three percent is not a formal compliance standard; if the percent listed in Row 1, Column 4 is within 3% of Row 1, Column 2, then it provides a good target within which compliance is likely.

Principal's Signature: _____

Date: 4-7-03

2002-2003
ACCOMMODATION OF INTERESTS AND ABILITIES
SUMMARY PROGRAM CHART 2

KHSAA
 Form T2
 Rev. 9/02

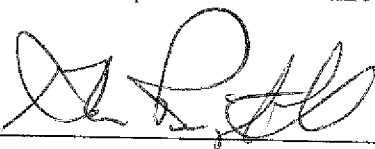
Participation Opportunities Test Two

			Column 1	Column 2	Column 3	Column 4	Column 5
Program			Number of Teams Currently Offered	Number of Participants	Number of Teams Added in Last Five Years	Number of Participants Added in Last Five Years	Percent of Total Participation By Sex Added in Last 5 Years
GIRLS	Row 1	varsity:	7	94	1	2	
	Row 2	j.v.:	3	50			
	Row 3	frosh:	1	10			
	Row 4	total:	11	154	1	2	170
BOYS	Row 5	varsity:	8	152	1	5	
	Row 6	j.v.:	4	63			
	Row 7	frosh:	1	14			
	Row 8	total:	13	229	1	5	270

- 1) For Column 1, list the number of interscholastic teams offered for girls and boys at each competitive level (varsity, junior varsity, and freshman). For girls, total each of the entries in Rows 1, 2, and 3 into Row 4. For boys, total Rows 5, 6, and 7 into Row 8.
- 2) For Column 2, list the number of participants at each level. For girls, total each of the entries in Rows 1, 2, and 3 into Row 4. For boys, total Rows 5, 6, and 7 into Row 8. **Note:** The totals in Row 4 for girls and in Row 8 for boys must be the same as the totals in Form T-1, Column 3, Rows 1 and 2 respectively.
- 3) For Column 3, list the number of interscholastic teams that have been added in the last five years at each competitive level. Count each team added during the 5 year period only one time. e.g. Girl's junior varsity soccer was added 3 years ago, count the team only once, not 3 times. For girls, total the entries in Rows 1, 2, and 3 into Row 4. For boys, total Rows 5, 6, and 7 into Row 8.
- 4) For Column 4, list the number of participants that are currently on each level of the teams that were added in the last five years. If a team was added previously but no longer exists, there are no current participants to be added for that team. For girls, total the entries in Rows 1, 2, and 3 into Row 4. For boys, total Rows 5, 6, and 7 into Row 8.
- 5) For Column 5, calculate the percentage of participants that have been added in the last five years. For girls, take the number in Column 4, Row 4 and divide by the number in Column 2, Row 4. For boys, take the number in Column 4, Row 8 and divide it by the number in Column 2, Row 8.

Note: If the percentage of current participants added in the last five years is 25% or greater, compliance with test two may be possible. If less than 25%, then compliance with test three should be analyzed. **CAUTION:** 25% is not a formal compliance standard.

Principal's Signature: _____



Date: 4-7-03


2002-2003
ACCOMMODATION OF INTERESTS AND ABILITIES
SUMMARY PROGRAM CHART 3

KHSAA
 Form T3
 Rev. 9/02

Participation Opportunities Test Three

For any question answered "YES" identify the respective sport(s).

	GIRLS (Yes / No)		BOYS (Yes / No)
1. For a sport not currently played at the interscholastic level (varsity, junior varsity, or freshman) in your school, is there an intramural team offered for that sport?	No		No
2. For a sport <u>not</u> currently offered in your interscholastic athletics program, is there sufficient interest to form a viable interscholastic team based on participation on an intramural team or community recreation teams?	No		No
3. For a sport <u>not</u> currently offered, is there sufficient interest to form a viable interscholastic team based on student responses from the interscholastic survey?	G-volleyball Yes		No
4. For a sport currently offered at the varsity level only, is there sufficient interest to form a viable team for a junior varsity, or freshman team that is not currently offered?	No		No
5. For a sport currently offered at the junior varsity or freshman level is there sufficient interest to form a varsity team not currently offered?	No		No
6. If you answered YES to question (1), (2), (3), (4), or (5), are there enough high schools in your geographic area offering the sport (at the appropriate level) to allow for the development of a reasonable schedule of competition?	Yes		No

Principal's Signature:  Date: 4-7-03

2002-2003
ACCOMODATION OF INTERESTS AND ABILITIES+
SUMMARY PROGRAM CHART 4

Levels of Competition Test One

		Column 1	Column 2	Column 3
Girls	Team Levels	Number of Teams Currently Offered	Number of Participants	Percentage of Participants at Each Level
Row 1	varsity:	7	94	61
Row 2	j.v.:	3	50	32
Row 3	frosh:	1	10	7
Row 4	total:		154	100%
Boys				
Row 5	varsity:	8	152	66
Row 6	j.v.:	4	63	27
Row 7	frosh:	1	14	7
Row 8	total:		229	100%

- 1) Column 1, list the number of interscholastic teams offered for girls and boys at each competitive level; varsity, junior varsity, and freshman. (Refer to Form T-2, Accommodation of Interests and Abilities, Summary Program Chart 2, Column 1.)
- 2) For Column 2, list the number of participants at each level. For girls, total the entries in Rows 1, 2, and 3 into Row 4. For boys, total the entries in Rows 5, 6, and 7 into Row 8. (Refer to Form T-2, Accommodation of Interests and Abilities, Summary Program Chart 2, Column 2.)
- 3) For Column 3, calculate the percentage of female and male participants at each level.
For girls' varsity, junior varsity, and frosh, respectively:
 - Divide Column 2, Row 1 by Column 2, Row 4, and place the percentage in Column 3, Row 1.
 - Divide Column 2, Row 2 by Column 2, Row 4, and place the percentage in Column 3, Row 2.
 - Divide Column 2, Row 3 by Column 2, Row 4, and place the percentage in Column 3, Row 3.
 -
 For boys' varsity, junior varsity, and frosh, respectively:
 - Divide Column 2, Row 5 by Column 2, Row 8, and place the percentage in Column 3, Row 5.
 - Divide Column 2, Row 6 by Column 2, Row 8, and place the percentage in Column 3, Row 6.
 - Divide Column 2, Row 7 by Column 2, Row 8, and place the percentage in Column 3, Row 7.

Principal's Signature: _____

Date: 4-7-03


**2002-2003
BUDGETED AND ACTUAL EXPENDITURES - PROGRAM COMPARISON CHART
TO INCLUDE BOOSTER CLUB FUNDING**

	equipment and supplies		travel		awards		coaches' salaries (to include supplemental and extended employment)		facilities improvements		publications (if sport-specific)	
	B	E	B	E	B	E	B	E	B	E	B	E
G basketball	2500	2401.63	-	-	-	127.00						
B basketball	2500	2397.6				237.50						
G softball	1500	2162.67										
B baseball	1500	1434.36				140.00						
G cross country	250	99.00										
B cross country	250	99.00										
G golf	250	250.00										
B golf	250	250.00										
G soccer	2000	2048.50				469.00						
B soccer	2000	1144.26				279.50						
G swimming												
B swimming												

1. Budget and expenditures on this 2002-2003 year report due by April 15, 2003, should reflect the total monies budgeted and spent for the entire year of 2001-2002 ending June 30, 2002.

2. "B" is for budgeted dollar amounts and "E" is for actual dollar expenditures.


3. Booster Club Funding/Contributions must be included in the expenditures total.

Principal's Signature:  Date: 4-7-03

**2002-2003
BUDGETED AND ACTUAL EXPENDITURES - PROGRAM COMPARISON CHART 2
TO INCLUDE BOOSTER CLUB FUNDING**

Teams	equipment and supplies		travel		awards		coaches' salaries (to include supplemental and extended employment)		facilities improvements		publications (if sport-specific)	
	B	E	B	E	B	E	B	E	B	E	B	E
G track	500.00	500.00										
B track	500.00	500.00										
G tennis	250.00	143.50										
B tennis	250.00	143.50										
G volleyball												
B wrestling												
G (list sport)												
B (football)	400	4987.87									294.00	
G (list sport)												
B (list sport)												

- Budget and expenditures on this 2002-2003 year report due by April 15, 2003, should reflect the total monies budgeted and spent for the entire year of 2001-2002 ending June 30, 2002.
- "B" is for budgeted dollar amounts and "E" is for actual dollar expenditures.
- Booster Club Funding/Contributions must be included in the expenditures total.



Principal's Signature: _____ Date: 4-7-03


2002-2003 KHSAA TITLE IX ATHLETICS AUDIT

KHSAA
Form T41
Rev. 9/02

Checklist - Overall Interscholastic Athletics Program

Areas of Compliance	ADVANTAGE TO (Respond based on Internal Evaluation by checking the appropriate column.)		
	GIRLS' PROGRAM	BOYS' PROGRAM	NEITHER PROGRAM
OPPORTUNITIES			
Accommodation of Interest and Abilities			
BENEFITS			
Equipment and Supplies			✓
Scheduling of Games and Practice Time			✓
Travel and Per Diem Allowances			✓
Coaching			✓
Locker Rooms, Practice and Competitive Facilities			✓
Medical and Training Facilities and Services			✓
Publicity			✓
Support Services			✓
Athletic Scholarships			N/A
Tutoring			N/A
Housing and Dining Facilities and Services			N/A
Recruitment of Student Athletes			N/A

Principal's Signature: _____



Date: _____

4-7-03

2002-2003 INTERSCHOLASTIC ATHLETICS STUDENT SURVEY

KHSAA
Form T61
Rev. 9/02

1. Is the School District offering the interscholastic sport(s) you want to play?
 Yes
 No, I want to play _____
 I am not interested in athletics
2. During the **fall season**, which interscholastic sport would you like to play?
 Football
 Girls' Volleyball
 Boys' Volleyball
 Boys' Cross-Country
 Girls' Cross-Country
 Girls' Field Hockey
 Boys' Golf
 Girls' Golf
 Boys' Soccer
 Girls' Soccer
 I would not participate
3. During the **winter season**, which interscholastic sport would you like to play?
 Boys' Basketball
 Girls' Basketball
 Boys' Swimming & Diving
 Girls' Swimming & Diving
 Boys' Wrestling
 Girls' Gymnastics
 Boys' and Girls' Indoor Track
 I would not participate
4. During the **spring season**, which interscholastic sport would you like to play?
 Boys' Track
 Girls' Track
 Girls' Tennis
 Boys' Tennis
 Girls' Slow Pitch Softball
 Girls' Fast Pitch Softball
 Boys' Baseball
 I would not participate
5. Do you participate in intramural sports? If you do, which sports(s)?
 Yes _____
 No
6. Which intramural sports, if any, would you like to see added?

7. Do you participate in non-school sport activities? If you do, which sport(s)?
 Yes _____
 No _____

8. Are you currently participating in interscholastic athletics during any season?
 Yes
 No Why don't you participate in interscholastic athletics?
 I prefer other activities such as band, chorus, etc.
 I don't have time
 The practice schedules and game times are inconvenient
 The sport I like isn't offered
 It's too expensive
 I prefer to participate in club or intramural sports
 Working
 Other

9. Do you have any suggestions to encourage participation?

10. Please list OTHER SPORTS you are interested in participating in and the sports season.

<u>Sport</u>	<u>Season</u>
_____	_____
_____	_____
_____	_____
_____	_____
_____	_____
_____	_____
_____	_____
_____	_____
_____	_____

Optional
Name: _____
Age: _____
Male: _____ Female _____



2002-2003 INTERSCHOLASTIC ATHLETICS SURVEY

Summary of Student Responses

School Name: Reidland H.S.
School Enrollment: 548
Date: 4-7-03
Completed By: B.F. Behrendt

Instructions:

1. Summarize the Student Athletics Interest Surveys Form T-61 by listing the total number of responses on the line next to each sport.
2. Under the Other Category please provide a listing of the sports as well as the number of students who are interested in participating.
3. Please sign and date the Summary Form (T-63) and mail the Summary Form only to the KHSAA by April 15, 2003. Do not mail the student surveys (Form T-61). However, these Forms should be maintained in your files in the event they are requested subsequently.

427 Number of Surveys

350 Total Returned

9-11 Grades Surveyed

How Was The Survey Administered? it was given in 3rd Block
(e.g. was it given in all English classes, or all home rooms, or advisee/advisor?)

Fall Sports (List Total Number of Participation Responses)

- 9 Cross Country (Girls)
- 14 Cross Country (Boys)
- 15 Field Hockey (Girls)
- 61 Football (Boys)
- 7 Golf (Girls)
- 16 Golf (Boys)
- 47 Soccer (Girls)
- 25 Soccer (Boys)
- 57 Volleyball (Girls)
- 19 Volleyball (Boys)

Winter Sport (List Total Number of Participation Responses)

- 30 Basketball (Girls)
- 55 Basketball (Boys)
- 30 Gymnastics (Girls)
- 33 Indoor Track (Girls)
- Indoor Track (Boys)
- 49 Swimming & Diving (Girls)
- 21 Swimming & Diving (Boys)
- 36 Wrestling (Boys)

Spring Sport (List Total Number of Participation Responses)

<u>42</u>	Baseball (Boys)
<u>18</u>	Fast Pitch Softball (Girls)
<u>17</u>	Slow Pitch Softball (Girls)
<u>27</u>	Tennis (Girls)
<u>16</u>	Tennis (Boys)
<u>19</u>	Track (Girls)
<u>33</u>	Track (Boys)

Other Sports (From Student Survey T-61 Question 10)

Name of Sport	Number of Students Interested In Participating
<u>Bowling</u>	<u>4</u>
<u>Lacrosse</u>	<u>11</u>
<u>Tennis</u>	<u>5</u>
<u>Wrestling</u>	<u>7</u>
<u>Golf</u>	<u>2</u>
<u>Gymnastic</u>	<u>2</u>
<u>Volleyball</u>	<u>15</u>
<u>Swimming</u>	<u>17</u>

Number of Students who participate in Intramural Sports.
(From Student Survey T-61 Question 5)

<u>Sport</u>	<u>Number</u>
_____	_____
_____	_____
_____	_____
_____	_____
_____	_____

List Intramural Sports students are interested in adding:
(From Student Survey T-61 Question 6)

<u>Sport</u>	<u>Number</u>
<u>Wrestling</u>	<u>6</u>
<u>Swimming</u>	<u>12</u>
<u>Volleyball</u>	<u>17</u>
<u>Soccer</u>	<u>3</u>
<u>Basketball</u>	<u>6</u>
<u>Lacrosse</u>	<u>4</u>
<u>Softball</u>	<u>5</u>


Participation in Non-School Sports Activities
(From Student Survey T-61 Question 7)

<u>Sport</u>	<u>Number</u>
Volleyball	3
Softball	9
Golf	4
Baseball	7
Soccer	5
Tennis	4
Swimming	6
Basketball	11
Wrestling	3

Reasons for not participating in interscholastic athletics.
(From Survey Question 8)

<u>Response</u>	<u>Number</u>
I prefer other activities such as band, chorus, etc.	38
I don't have time	45
The practice schedules and game times are inconvenient	12
The sport I like isn't offered	40
It's too expensive	12
I prefer to participate in club or intramural sports	5
Working	41
Other	47

Student Suggestions to encourage participation


Principal's Signature

4-7-03
Date

2002-2003 INTERSCHOLASTIC ATHLETICS SURVEY

Summary of Student Responses

School Name: _____

School Enrollment: _____

Date: _____

Completed By: _____

Instructions:

1. Summarize the Student Athletics Interest Surveys Form T-61 by listing the total number of responses on the line next to each sport.
2. Under the Other Category please provide a listing of the sports as well as the number of students who are interested in participating.
3. Please sign and date the Summary Form (T-63) and mail the Summary Form only to the KHSAA by April 15, 2003. Do not mail the student surveys (Form T-61). However, these Forms should be maintained in your files in the event they are requested subsequently.

_____ Number of Surveys

_____ Total Returned

_____ Grades Surveyed

How Was The Survey Administered? _____

(e.g. was it given in all English classes, or all home rooms, or advisee/advisor?)

Fall Sports (List Total Number of Participation Responses)

_____ Cross Country (Girls)

_____ Cross Country (Boys)

_____ Field Hockey (Girls)

_____ Football (Boys)

_____ Golf (Girls)

_____ Golf (Boys)

_____ Soccer (Girls)

_____ Soccer (Boys)

_____ Volleyball (Girls)

_____ Volleyball (Boys)

Winter Sport (List Total Number of Participation Responses)

_____ Basketball (Girls)

_____ Basketball (Boys)

_____ Gymnastics (Girls)

_____ Indoor Track (Girls)

_____ Indoor Track (Boys)

_____ Swimming & Diving (Girls)

_____ Swimming & Diving (Boys)

_____ Wrestling (Boys)

Spring Sport (List Total Number of Participation Responses)

- _____ Baseball (Boys)
- _____ Fast Pitch Softball (Girls)
- _____ Slow Pitch Softball (Girls)
- _____ Tennis (Girls)
- _____ Tennis (Boys)
- _____ Track (Girls)
- _____ Track (Boys)

Other Sports (From Student Survey T-61 Question 10)

Name of Sport	Number of Students Interested In Participating
_____	_____
_____	_____
_____	_____
_____	_____
_____	_____
_____	_____
_____	_____
_____	_____

Number of Students who participate in Intramural Sports.
(From Student Survey T-61 Question 5)

<u>Sport</u>	<u>Number</u>
_____	_____
_____	_____
_____	_____
_____	_____
_____	_____
_____	_____

List Intramural Sports students are interested in adding:
(From Student Survey T-61 Question 6)

<u>Sport</u>	<u>Number</u>
_____	_____
_____	_____
_____	_____
_____	_____
_____	_____
_____	_____

Participation in Non-School Sports Activities
 (From Student Survey T-61 Question 7)

<u>Sport</u>	<u>Number</u>
_____	_____
_____	_____
_____	_____
_____	_____
_____	_____
_____	_____

Reasons for not participating in interscholastic athletics.
 (From Survey Question 8)

Response	Number
_____ I prefer other activities such as band, chorus, etc.	
_____ I don't have time	
_____ The practice schedules and game times are inconvenient	
_____ The sport I like isn't offered	
_____ It's too expensive	
_____ I prefer to participate in club or intramural sports	
_____ Working	
_____ Other	

Student Suggestions to encourage participation

Principal's Signature

Date

e395000n4:cert 01-02		
01-02 186 CERT		
YEARS OF SERVICE INCREASE		
(MUST REMAIN IN SAME POSITION)		
0-3	\$	-
4-6	\$	200.00
7-9	\$	400.00
10-14	\$	600.00
15-19	\$	800.00
20+	\$	1,000.00
2001-2002		2.50%
INCREMENT SCHEDULE		2001-2002
	EXTENDED	
POSITION	DAYS	
ACADEMIC COACH-HIGH SCHOOL		\$ 2,205.00
ACADEMIC COACH-ASST. HIGH SCHOOL		\$ 1,198.00
ACADEMIC COACH-MIDDLE SCHOOL		\$ 1,433.00
ACADEMIC COACH-ASST. MIDDLE SCHOOL		\$ 1,040.00
ACADEMIC COACH-ASST. 6TH GRADE		\$ 1,040.00
ACADEMIC COACH-ELEMENTARY SCHOOL		\$ 1,433.00
ACADEMIC COACH-ASST. ELEMENTARY SCHOOL		\$ 1,040.00
FUTURE PROBLEM SOLVING COACH/EVALUATOR		\$ 535.00
HEAD FOOTBALL COACH	10	\$ 5,954.00
HEAD BOYS' BASKETBALL COACH	10	\$ 5,954.00
HEAD GIRLS' BASKETBALL COACH	10	\$ 5,954.00
ASSISTANT FOOTBALL COACH	5	\$ 3,490.00
ASSISTANT BOYS' BASKETBALL COACH	5	\$ 3,490.00
ASSISTANT GIRLS' BASKETBALL COACH	5	\$ 3,490.00
BOYS' BASEBALL COACH		\$ 4,145.00
ASSISTANT BOYS' BASEBALL COACH		\$ 1,990.00
GIRLS' SOFTBALL COACH		\$ 4,145.00
ASSISTANT GIRLS' SOFTBALL COACH		\$ 1,990.00
TRACK COACH (BOYS' 9-12)		\$ 1,419.00
TRACK COACH (GIRLS' 9-12)		\$ 1,419.00
GOLF COACH		\$ 1,853.00
TENNIS COACH		\$ 1,853.00
HIGH SCHOOL-BOYS' SOCCER COACH		\$ 4,145.00
HIGH SCHOOL-GIRLS' SOCCER COACH		\$ 4,145.00
ASSISTANT HIGH SCHOOL BOYS' SOCCER COACH		\$ 1,990.00
ASSISTANT HIGH SCHOOL GIRLS' SOCCER COACH		\$ 1,990.00
MIDDLE SCHOOL GIRLS' SOCCER COACH		\$ 1,004.00
MIDDLE SCHOOL BOYS' SOCCER COACH		\$ 1,004.00
9TH GRADE BASKETBALL COACH BOYS'		\$ 1,731.00
9TH GRADE BASKETBALL COACH GIRLS'		\$ 1,731.00
9TH GRADE FOOTBALL COACH		\$ 1,731.00
8TH GRADE BASKETBALL COACH BOYS'		\$ 1,552.00
8TH GRADE BASKETBALL COACH GIRLS'		\$ 1,552.00
8TH GRADE FOOTBALL COACH		\$ 1,552.00
7TH GRADE BASKETBALL COACH BOYS'		\$ 1,168.00
7TH GRADE BASKETBALL COACH GIRLS'		\$ 1,168.00
7TH GRADE FOOTBALL COACH		\$ 1,168.00
WINTER GUARD-HIGH SCHOOL		\$ 955.00
DRILL CORPS SPONSOR-HIGH SCHOOL		\$ 955.00
8TH GRADE CHEERLEADER SPONSOR		\$ 1,128.00
7TH GRADE CHEERLEADER SPONSOR		\$ 774.00
CHEERLEADER SPONSOR-HIGH SCHOOL		\$ 3,792.00
ASST. CHEERLEADER SPONSOR-HIGH SCHOOL		\$ 3,792.00
9TH GRADE CHEERLEADER SPONSOR		\$ 1,164.00
ELEM./MIDDLE SCHOOL VOCAL MUSIC DIRECTOR		\$ 1,059.00
HIGH SCHOOL VOCAL MUSIC DIRECTOR		\$ 1,666.00
HIGH SCHOOL BAND DIRECTOR	10	\$ 4,642.00
ELEMENTARY/MIDDLE SCHOOL BAND DIRECTOR		\$ 2,237.00
HIGH SCHOOL NEWSPAPER SPONSOR		\$ 889.00
HIGH SCHOOL YEARBOOK SPONSOR		\$ 889.00
SCHOOL PLAY COACH-HIGH SCHOOL		\$ 686.00
ESS TEACHER		\$21.00 PER HOUR

School Name: Reidland
 School Year: 2003-2004
 Principal's Signature: [Signature]
 Date: 8-16-03

**2002-2003
 TITLE IX
 CORRECTIVE ACTION PLAN**

To complete this form, indicate the intended area which needs corrective action, the suggested change and time table for implementation. You may copy this form as needed. Please attach corrective action plans along with audit forms and submit by April 15, 2003.

ITEM FOR CORRECTION	SUGGESTED CHANGE	TIME TABLE FOR CORRECTIVE ACTION
Girls Basketball - Locker Room	Completely redo	Finish 2003
Girls Volleyball	Will continue Intramurals 2003	Varsity 2004 season

An explanation (status report) is needed for all areas identified previously as items for correction as well as all areas currently identified as items for correction. This form shall be typed.

Principal's Signature: [Signature]

Date: _____